




Note: This
puncture m
below about
appeared.
by a crude
projection l

1



2



Traces of plate
rim at left





Row of blind
perfs at foot

3



4




Note: These items perf at top and middle - normally bottom and middle only





2
Perf at top


1
Perf at top



13

Flaw in bottom wreath of cliché 1 appears for the first time. Examples exist with no flaw, one with no flaw but a puncture in the margin below where the flaw appeared, with a large white void, and in the final form. This appears across paper with all levels of toning. Thus toning of paper is irrelevant.





4

NB: Sheet shows part print of another strike of the plate alongside at left. Was SG 13 (and others?) printed in multiples and cut apart, as with SG 18? Booklet shows sheets were perf. together, but it is unclear whether before or after stapling. Sheets were possibly stacked together and will wet as on front.



Ex Niwali, 1 August 1928. Registered. Stamps are SG 13 - two panes from same booklet, cut down.





4



Clichés 3-4
Ex Khetia
17 (April?) 1926

Cliché 3
Ex Khetia?
mss date 2/11/23
Letter rate ... 1/2 anna?



Cliché 3?
Palsud 13 July 27
Palsud same day
PC rate now 1/2 anna?



4



HORI-
ZONTAL
MESH

NB: Paper appears to be different from that of SG 6, though perhaps related; impression often similar, but note differences in perms - SG 7 is usually perf. all around, SG 6 never(?) Development of ink clots in top, and particularly, bottom tablets indicate SG 7 should follow SG 13.




1

2



3



4

17



1



2





3



18



2



3

18c

18a
Clichés
2-4


18d
Clichés
3-4

18da
Cliché 4
Note relative lack of
ink clots - was this
from early in the
print run?







Cliché 2: Rivet head at top left usually visible, but this is not affected by inking – gradually receded over print run?





1


1-2





2



3



4



Rivet head over top left of cliché 2;
trace of plate rim at left of cliché 1;
crack in wreath of top frame at right
centre appears for first time in cliché 4



1



2



3



settings: clichés 1 4 and 2 4

2 3 3 1

heads around positions 3 and 4 (clichés 3 and 1) and trace the rim in the left margin alongside cliché 3 in one setting, apparently not the other. The next printing (SG 25) shows

21

et h 4 ls around positions 1 and 2 (clichés 3 and 1) and the platform in the left hand margin. This suggests that the setting was the second.

The interferences came from the first setting.