War Effort, Bantam Series

Between 1942 and 1945 and afterwards all of the War Effort stamps were produced in a much reduced size to save paper. The prolific J. Prentice made the modifications necessary to reduce the stamps from the preceding Large War Effort series. Because the perforating combs could not be modified the stamps could be produced in only two sizes so that pairs and "triplets" were perforated around their perimeters and the internal perforations rouletted. Another innovation was the printing of patriotic slogans on all four margins advocating the purchase of Union Loan Certificates, The Union's version of War Bonds. After 1945 the patriotic slogans were dropped and the margins were printed with double lines and the numbers 240 or 360, being the number of stamps per sheet.

SG 97 – 104
Collected in pairs P. 14, or strips of three P. 15 x 14, subdivided by roulette 6½
11 X 21.5 mm. Wmk multiple Springbok's Head, upright

















War Effort, Bantam Series

Between 1942 and 1945 and afterwards all of the War Effort stamps were produced in a much reduced size to save paper. The prolific J. Prentice made the modifications necessary to reduce the stamps from the preceding Large War Effort series. Because the perforating combs could not be modified the stamps could be produced in only two sizes so that pairs and "triplets" were perforated around their perimeters and the internal perforations rouletted. Another innovation was the printing of patriotic slogans on all four margins advocating the purchase of Union Loan Certificates, The Union's version of War Bonds. After 1945 the patriotic slogans were dropped and the margins were printed with double lines and the numbers 240 or 360, being the number of stamps per sheet.

SG 97 – 104
Collected in pairs P. 14, or strips of three P. 15 x 14, subdivided by roulette 6½
11 X 21.5 mm. Wmk multiple Springbok's Head, upright

















UNION OF SOUTH AFRICA



War Effort, Bantam Series

SG 97. ½d. Blue-Green

In pairs P. 14, or strips of three P. 15 x 14, subdivided by roulette 6½. Vertical format measuring 11 X 21.5 mm. 360 stamps per sheet (20 rows x 18) with six marginal arrows. Wmk multiple Springbok's Head, upright. Three issues[1]

Issue 1. Green slogans



Issue 2. Purple slogans



Issue 3. Bars and 360



11th row flaw: White blob under "N" of "Revenue"

[1] Originally the background shading at the top of all the stamps of the first row was almost missing, but it was later filled in or retouched. The first rows are thus, either V1 or V2. All of the shades shown here are from rows other than the first row.

War Effort, Bantam Series

SG 97. ½d. Blue-Green

Issue 1

Slogan 5. No dots around "B" of "BUY" in the right corner and there is a large blob in the bottom of the slogan tab over the 16th stamp of the top row. Because of the blob slogan cylinder 5 was used only for Issue 1

Ca. Issue 1. Slogan 5. Right-hand corner with blob on top margin. October 1942



Issue 1 marginal arrow block



Issue 1 marginal arrow block



Ca. Issue 1. Slogan 5. Right hand corner with blob on top right margin over Row 1/16



(Reconstructed partial top two rows from three blocks)
V1-Missing background at top of all stamps in row 1
V3-Blob on "piked" helmet. Row 2/3

War Effort, Bantam Series

SG 97. ½d. Blue-Green

Issue 1 Block of 84 Folded for display



V1-Missing background top row
V3-Blob on piked helmet. Row 2/3

War Effort, Bantam Series

SG 97. ½d. Blue-Green

Issue 2

Slogan 6. There is a dot 1.75 mm. below "B" of "BUY" but no blob as in Issue 1

Cb. Issue 2. Slogan 6. Right-hand corner without blob in top margin and a dot below "B" of "BUY"



Cc. Issues 1 & 2. Other parts of the top row without retouching



V1-Missing background top row
V3-Blob on piked helmet. Row 2/3



V1-Missing background top row

War Effort, Bantam Series

SG 97. ½d. Blue-Green



Cc. Issues 1 & 2. Other parts of the top row without retouching



V3-Blob on piked helmet. Row 2/3

War Effort, Bantam Series

SG 97. ½d. Blue-Green

Issue 3. Slogan 7 with 2 dots, one near the other 2.75 mm away and none below "B" of "BUY" in top right corner, without retouching



V1-Missing background top row
V3-Blob on piked helmet. Row 2/3

Top marginal arrow block





V1-Missing background top row

Cd. Issue 3. Top Arrow block of twelve with violet slogans, without retouching



V1-Missing background at top of all stamps in top row

War Effort, Bantam Series

SG 97. ½d. Blue-Green

Ce. Issue 3a. Slogan 7 with slogans in violet on side or bottom margins, top row retouched



Cf. Issue 3a. Violet slogans, retouched



Cf. Issue 3a. Violet slogans, retouched



Bottom left corner block of 36 with slogans in violet on side or bottom margins, retouched



War Effort, Bantam Series

SG 97. ½d. Blue-Green

Ce. Issue 3a. Slogan 7 with slogans in violet on side or bottom margins, top row retouched

Issue 3a. Side arrow blocks with slogans in violet, retouched



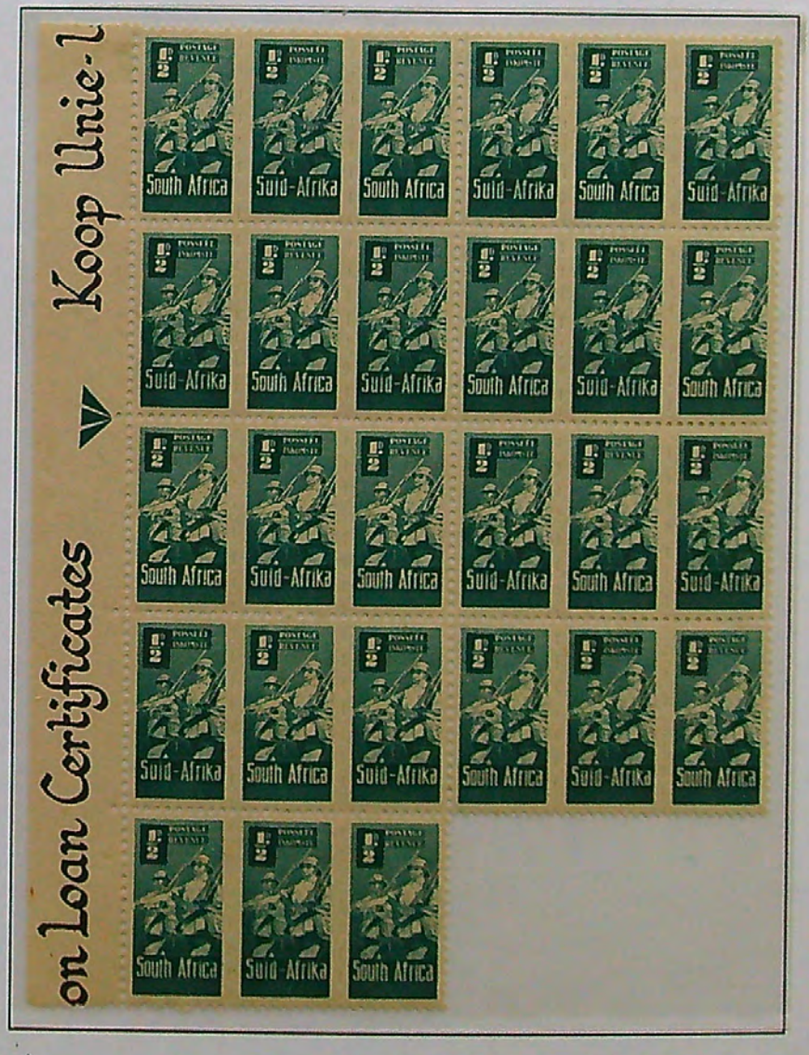

War Effort, Bantam Series

SG 97. ½d. Blue-Green

Figure 8. Slogans in green on top margin and a pattern formed by "360" in top corners and two parallel lines at bottom corners; and filling side margins except at the end of rows 10 & 11 (arrow rows). Top rows are retouched. Red sheet serial numbers



War Effort, Bantam Series

SG 97. ½d. Blue-Green
Issue 4

Figure 8. Slogans in green as Issues 1 & 2 but with a pattern formed by "360" in top corners and two parallel lines at bottom corners and filling side margins except at the end of rows 10 & 11 (arrow rows). Top rows are retouched

Cg. Issue 4. Side marginal arrow block with "360" and green lines in side margin except at 10th & 11th rows



Green Ink Smear

Cg. Left top margin block with side margin filled and "360" in top corner, retouched



Cg. Right top margin block with side margins filled and "360" in top corner, retouched



Cg. Right top margin block of 12 with side margin completely filled and "360" in top corner. V2-Top row retouched



Red sheet Nos

War Effort, Bantam Series

SG 97. ½d. Blue-Green
Controls & Varieties

Ch. Issues 1, 2 & 4. Bottom arrow corner block with slogans in green on bottom margin, retouched





Ch. Issues 1, 2 & 4. Bottom marginal arrow block with slogans in green on bottom retouched (reconstructed mini-sheet)

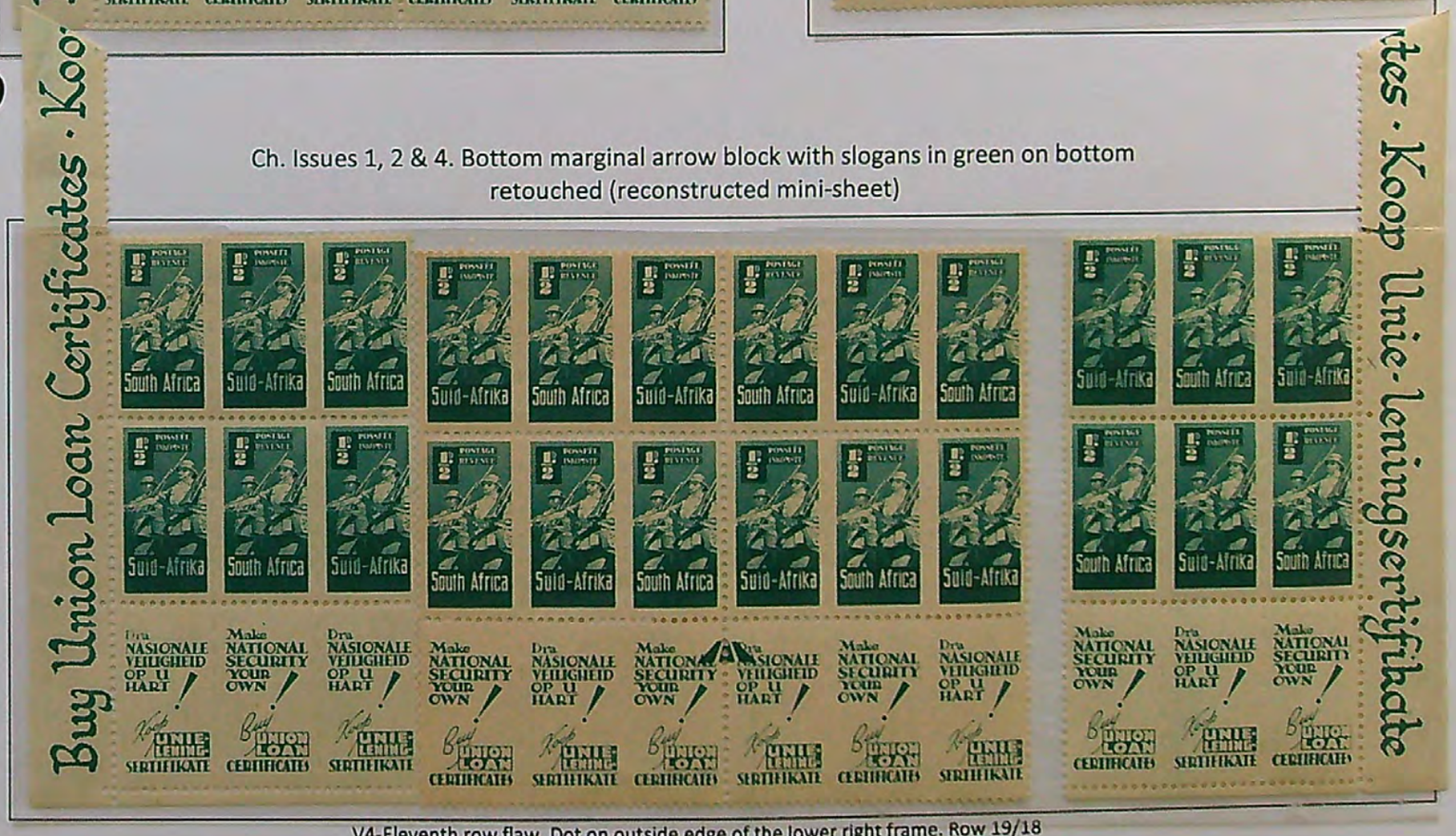

V4-Eleventh row flaw. Dot on outside edge of the lower right frame. Row 19/18

War Effort, Bantam Series

SG 97. ½d. Blue-Green

Registered cover from Pietersburg, Transvaal, SA to St. Petersburg, FL, USA
Posted noon January 10, 1944. Arrival b/s NYC March 9, 1944 and
St. Petersburg, FL March 13, 1944 b/s. Franked with Block of 12
Bantam War Issue ½d.





War Effort, Bantam Series

January 1943

SG 98. 1d. Issues 1-4. Carmine Red to Bright Carmine

In pairs P. 14, or strips of three P. 15 x 14, subdivided by roulette 6½. 360 stamps per sheet (20 rows x 18) measuring 11 X 21.5 mm. Wmk multiple Springbok's Head, upright. First stamp Afrikaans.

Slogan 6. Dot 1.75 mm. below "B" of "BUY" with slogans in red on side margins and no blob on tab over 16th stamp of top row

Ca. Issue 1. Slogan 6. With slogans in red on side margins



V2-Any 11th row flaw-dot on right sleeve. Row 1/2

War Effort, Bantam Series

SG 98. 1d. Issue 1. Carmine Red to Bright Carmine

Ca. Issue 1. Slogan 6. with slogans in red on side margins







Black four-figure sheet serial number



Cg. Issues 1 and 4. Marginal arrow blocks with slogans in red on top or bottom margins





War Effort, Bantam Series

SG 98. 1d. Issue 1. Carmine Red to Bright Carmine

Ca. Issue 1. Slogan 6. Side marginal arrow block of 36 with slogans in red on side margins

Side marginal arrow block





War Effort, Bantam Series

SG 98. 1d. Issue 1. Carmine Red to Bright Carmine

Cg. Issues 1 and 4. Marginal arrow blocks with slogans in red on top or bottom margins



War Effort, Bantam Series

SG 98. 1d. Issue 3. Carmine Red to Bright Carmine

Figure 8. Slogans in purple, as before, but with pattern formed by figure "360" and two parallel lines filling the whole of the side margins except at end 10th and 11th (arrow rows)

Cc. Issue 3. Figure 8. with slogans, figures or lines in purple. Lines at top of margins and "360" at bottom





Red four-figure sheet serial number

Cd. Issue 3. Figure 8. Side arrow block of six with margin otherwise blank



War Effort, Bantam Series

SG 98. 1d. Carmine Red to Bright Carmine
Cb. Issue 2. With slogans in violet

Red four-figure sheet number block of 42



V4-Long oblique line on right sleeve with dots around. Row 13/14

War Effort, Bantam Series

SG 98. 1d. Issue 2. Carmine Red to Bright Carmine

Slogan 7. Two dots to the left, one close, of "B" of "BUY" the other 2.75 mm. away. None below "B"

Cb. Issue 2. Slogan 7. Top right corner block with two dots left of "B" with slogans in violet





Cc. Issue 2. with slogans in violet





V6-White spot opposite left elbow. Row 20/16

War Effort, Bantam Series

SG 98. 1d. Issue 2. Carmine Red to Bright Carmine

Cc. Issue 2. Top marginal arrow block of 36 with slogans in violet



War Effort, Bantam Series

SG 98. 1d. Issue 3. Carmine Red to Bright Carmine
Varieties

Multipositive



V1-Blob on veil above nurse's right shoulder. Row 18/10

Issue 1



V2-Any 11th row flaw: dot on chest (1/1)
V13-Misplaced roulettes (General)

Unlisted Variety



Streaky red and smudged overall

War Effort, Bantam Series

SG 98. 1d. Issue 4. Carmine Red to Bright Carmine
May 1945

Figure 9. Same as #8 but top and bottom margins and side margins completely filled, having the figure "360" and lines in reverse order. There is now the "360" figure instead of lines in top corners and vice versa in the bottom corners

Ce. Issue 4. Figure 9. With red figures or lines on side margins. "360" at top





Ce. Issue 4. Figure 9. With red figures or lines on side margins. Parallel lines at bottom





War Effort, Bantam Series

SG 98. 1d. Carmine Red to Bright Carmine

Ce. Issue 4. Figure 9. With red figures or lines on side margins. Parallel lines at bottom





War Effort, Bantam Series

SG 99 and 99a. 1½d. Airman. Red-Brown. Shades

Both issues of the value are described by Slogan 1; side slogans close to stamps, first stamp in English and no stops after word "Certificates" at side arrow positions. In pairs, P. 14 subdivided by roulette 6½ or 13,[2] measuring 12.5 x 21.5 mm. in sheets of 240 (20 rows x 12) with an arrow at center of all four margins. Wmk multiple Springbok's Head, upright. Sheet No's in black on right margin

Issue 99. Roulette 6½

Bottom marginal arrow block of 40



[2] In early printings the rouletting was by means of a double disc, each section of which cuts slits 1.25 mm. long to a gauge of 6½. When the discs were properly synchronized, as they generally were, the cuts are in a continuous line and gauge 13. When this did not happen the cuts are in parallel or staggered lines. In some cases, one of the discs did not cut at all. This early, experimental, separation is known as "double" rouletting. Later discs cut slits 1.75 mm. long to a gauge of 6½. short slits=13; longer slits=6½.



War Effort, Bantam Series

SG 99. 1½d. Airman. Red-Brown. Shades
Issue 99. Roulette 6½



V5-Extra "ear flap" to helmet. Row 13/3





V12-Letters "F" & "R" joined at top. Row 1/3

War Effort, Bantam Series

SG 99. 1½d. Airman. Red-Brown. Shades

Issue 99. Roulette 6½





Constant: Missing shading right side of stamp. Row 20/12









UNION OF SOUTH AFRICA

War Effort, Bantam Series

SG 99 and 99a. 1½d. Airman. Red-Brown. Shades

Top Control Arrow Roulette 6½

Bottom Control, Arrow 13



War Effort, Bantam Series

SG 99. 1½d. Airman. Red-Brown. Shades

Issue 99a. Roulette 13



War Effort, Bantam Series

SG 99. 1½d. Airman. Red-Brown. Shades

Issue 99a. Roulette 13









War Effort, Bantam Series

SG 99. 1½d. Airman. Red-Brown. Shades
Controls

Ca. Issue 1. Slogan 1. Row of four with arrow in top margin and "bee swarm" on row 1/6



V1-"Swarm of bees" smudge between head and right frame. Row 1/6

Cb. Left arrow block without small dot over "K" of "KOOP"



Cc. Right arrow block without dot between upper barb and shaft of arrow



War Effort, Bantam Series

SG 99. 1½d. Airman. Red-Brown. Shades

Issue 2. Side slogans close to stamps; first stamp in English and mark over "K" of "KOOP"

Cd. Issue 2. Row of four rouletted 13 and without the "Bee Swarm" at Row 1/6



Cf. Issue 2. Right arrow block rouletted 13 with dot between barb and shaft of arrow



Left margin arrow block with mark over "K" of "KOOP"



War Effort, Bantam Series

SG 99. 1½d. Red-Brown

Ce. Issue 2. Slogan 1. Roulette 6½ and 13. Left-hand arrow block of thirty. Side margin slogans close to the stamps and slogans on the top & bottom margins. Slogan over first stamp of the sheet is English with mark over "K" of "KOOP"

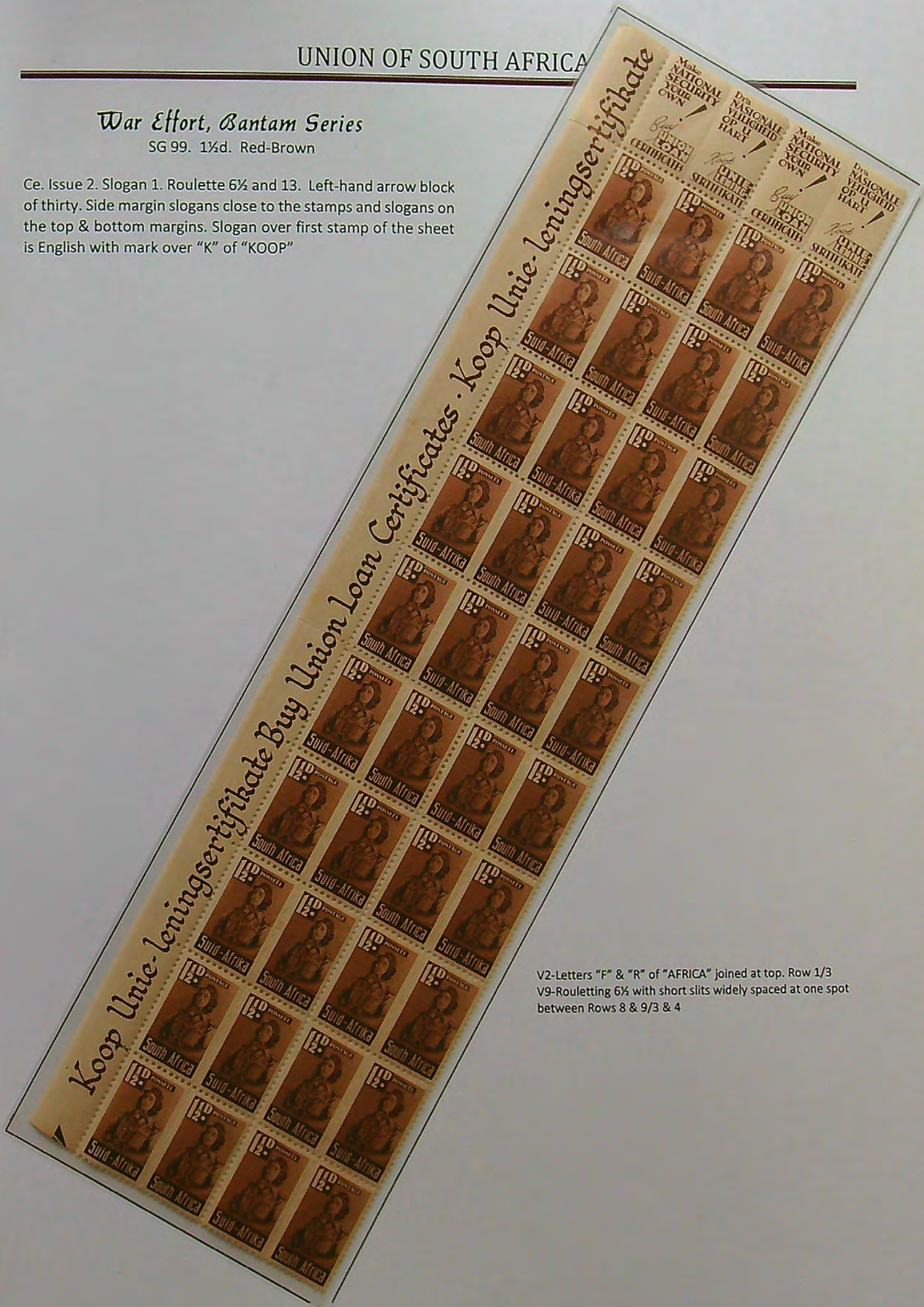

V2-Letters "F" & "R" of "AFRICA" joined at top. Row 1/3
V9-Rouletting 6½ with short slits widely spaced at one spot between Rows 8 & 9/3 & 4

War Effort, Bantam Series

SG 99. 1½d. Airman. Red-Brown. Shades

Cg. Issues 1 & 2. Any marginal block with Rouletting 13



V2-Letters "F" & "R" joined at top. Row 1/3



V7-"Certificates" or "Sertifikate" printed on stamps

War Effort, Bantam Series

SG 99. 1½d. Airman. Red-Brown. Shades Varieties





Right margin arrow block with no stop after "Certificates" V7-"Certificates" printed on stamp



V4-Short vertical white mark left of face under value. Row 3/11
Black four-figure sheet No.



V4-Short vertical white mark left of face under value. Row 3/11



V7-"Certificates" printed on stamp

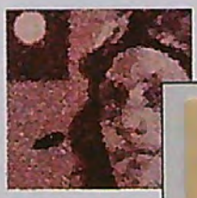



V5-Extra ear flap on helmet. Row 13/3

War Effort, Bantam Series

SG 99. 1½d. Red-Brown

Ch. Issues 1 & 2. Any marginal block with Rouletting 6½

V9-Rouletted 6½ with short slits widely spaced

V3-White spot on forearm over "C" Row 1/9

V5-Extra "Ear Flap" to helmet. Row 13/3



Constant: Missing shading right side of stamp. Row 20/12

Weenen/8 X 45 cds
One of the three original 1839
Republic of Natalia Districts

UNION OF SOUTH AFRICA

War Effort, Bantam Series

SG 99. 1½d. Red-Brown
Roulette Varieties



Double Rouletted: two parallel 6½
"Comma" hanging on "D" of value (1/3)

Imperforate
Very Scarce



War Effort, Bantam Series

SG 99. 1½d. Red-Brown

Mixed Roulette

When properly synchronized the roulette discs the cuts were in a continuous line and gauge 13. When that did not happen the cuts are in parallel or staggered lines, or not cut at all. These are called "Double" roulette. On occasion both gauge 6½ and 13 are found on the same page.





Slogans printed left & low









White Blob on left value





UNION OF SOUTH AFRICA

War Effort, Bantam Series

SG 100. Issues 1-5. 2d. Violet

Shades of pale, bright, deep and reddish or purple-violet. In pairs, P. 14 subdivided by roulette 6½. Measuring 12.5 x 21.5 mm. Wmk multiple Springbok's Head, upright. First stamp is Afrikaans. Sheet Numbers in red. Slogans & figures in the color of the stamp

February 1743-April 1946



V6-Vertical line on cap under value. Row 12/11









Unlisted but constant flaw
Violet line from cap to margin



War Effort, Bantam Series

SG 100. Issues 1-5. 2d. Violet

Shades of pale, bright, deep and reddish or purple-violet. In pairs, P. 14 subdivided by roulette 6½. Measuring 12.5 x 21.5 mm. Wmk multiple Springbok's Head, upright. First stamp is Afrikaans. Sheet Numbers in red. Slogans & figures in the color of the stamp

Slogan 1. side slogans close to stamps. Slogan over 1st stamp is English. No stops after "Certificates" at side marginal arrow

Ca. Issue 1. Slogan 1. language on tabs different from adjoining stamps

February 1943

Ca. Issue 1. At the right are two blocks of 20 rows each constituting the left and right two columns of a pane of stamps. (80-stamps)

FOLDED FOR DISPLAY

V1-Blob "Star" on right frame below "POSSEEL" Row 1/1

V2-White scratches between "2D" & "POSSEEL" Row 13/1

V4-Line above "D" of 2D" Making it appear 2/6. The "apostrophe" flaw. Row 19/1



War Effort, Bantam Series

SG 100. Issues 1 & 2. 2d. Violet

Slogan 1. side slogans close to stamps, in English over 1st stamp, and no stops after "Certificates" at side marginal arrow







War Effort, Bantam Series

SG 100. Issue 2. 2d. Violet
Shades of pale, bright, deep and reddish or purple-violet

Slogan 2: Slogans on side margins farther from stamps than Issue 1. Slogan over 1st stamp is Afrikaans. There are stops after "Certificates" at side marginal arrows.

Cb. Issue 2. Bottom corner block with slogans on left margin farther away from stamps and with the "2/6" flaw on row 19/1

Bottom corner block with slogans on left margin farther away from the stamp
January 1944



V4-Line above "D" of "2D" making it appear 2/6. Row 19/1
1st stamp on the bottom row is English so 1st stamp on the top row is Afrikaans

War Effort, Bantam Series

SG 100. Issue 3. 2d. Violet

Slogan 2: Slogans on side margins farther from stamps same as Issue 2. Slogan over 1st stamp is Afrikaans. There are stops after "Certificates" at side marginal arrows.

Cc. Issue 3. Bottom corner block with slogans on left margin farther away from stamps but without the "2/6" flaw on row 19/1[3]

October 1944



1st stamp on the bottom row is English so 1st stamp on the pane is Afrikaans

[3] Stamps or blocks from any other position on the sheet with slogans farther from stamps are from Issues 2 or 3. (Control Cd.)

War Effort, Bantam Series

SG 100. Issue 2. 2d. Violet

Cb/Cd. Issues 2 & 3. Slogans on left and right margins farther away from stamps
Stops after "Certificate" at side marginal arrows







UNION OF SOUTH AFRICA

War Effort, Bantam Series

SG 100. Issue 4. 2d. Violet

Slogan 3. Slogans on side margins farther from stamps as Issue 2 and filled by a pattern formed of two parallel lines followed by "240" except at the ends of the 10th and 11th (Arrow) rows

Ce. Issue 4. Slogan 3. side arrow block blank opposite rows 10 and 11



V6-Vertical line on cap below "2D" Row 12/11

Corner block with "240" & short bars and red sheet serial Number





Red sheet serial number

War Effort, Bantam Series

SG 100. Issue 5. 2d. Violet

Cf. Issue 5. Slogan 4. Slogans on all margins farther away but spaces on either side of side arrows filled with "240" and two shorter lines

April 1945

Side arrow block with short parallel lines and "240"



War Effort, Bantam Series

SG 100. Issue 4. 2d. Violet

Cg. Issues 2, 3, 4 & 5. With the language of the slogans on tabs same as adjoining stamps









War Effort, Bantam Series

SG 100. Issues 2-5. 2d. Violet
Control and *Scarce* Varieties

Cg. Issues 2-5. With language of the slogans on tabs the same as of the adjoining stamps



V1-Blob (star) on right frame below "POSSEEL" Row 1/1. V11-Blurred Slogans V12-Misplaced perforations



V11-Blurred Slogans



V12-Misplaced perforations

V12-Misplaced perforations (through center of stamp)







War Effort, Bantam Series

SG 100. Issues 2-5. 2d. Violet
Scarce Variety



The 2d. value, in a block of four, with the *Entire Stamp Not Printed.* The paper is fully gummed, watermarked, perforated & rouletted.

Very Scarce-Only a few known examples
The flaw is on 4 rows of one sheet

UNION OF SOUTH AFRICA

War Effort, Bantam Series

SG 100. Issues 1-5. 2d. Violet

Varieties



V2-White scratches between "2D" & "POSSEEL" Row 13/1



V12-Misplaced perforations



V3-White scratches below "POSSEEL" Row 14/6



V4-Line above "D" of "2D" making it appear 2/6. Row 19/1



V5-Tassel on cap below 2D" Row 11/9

V6-Vertical line on cap below "2D" Row 12/11



V6-Vertical line on cap below "2D" Row 12/11

Unlisted but constant flaw violet line from cap to margin









UNION OF SOUTH AFRICA

War Effort, Bantam Series

SG 101. Issues 1-3. Women's Auxiliary Corps. 3d. Blue

In pairs or strips of three. P 14 x 15. Subdivided by roulette 6½. Size 12½ x 21.5 mm. Wmk multiple Springbok's Head, facing left. Printed *sideways* in sheets of 360 made up of 18 rows x 20 with slogans and figures that appeared on side margins in the ½d and 1d values are now at the top and bottom. Total of six arrows, two on each margin. First stamp is English. Three issues from the same vignette cylinder but produced with three separate marginal cylinders

Issue 1. Slogan 6. righthand corner with faint dot 1.75mm. below the "B" of "BUY" on bottom margin
October 1942



V2-Blue smudge on left-hand "3" Row 18/19

Issue 2. Slogan 7. Top right corner with two dots, one close, the other 2.75 mm. left of "B" of "BUY" on side margin 2
August 1944



UNION OF SOUTH AFRICA

War Effort, Bantam Series

SG 101. Issues 1, 2 & 3

Ce. Marginal arrow blocks. With slogans on tabs of side margins







V1. White blob on tall 'C' of AFRICA
Row 6/20



White Paper



Toned Paper



Scarce usage in Egypt
10 August 1943 cds

War Effort, Bantam Series

SG 101. Issues 1 & 2

Ce. Issues 1 & 2. With slogans on tabs of side margins











UNION OF SOUTH AFRICA

War Effort, Bantam Series

SG 101. Issue 3. 3d. Blue

Slogan 9. Side margins completely filled with parallel lines and '360'.
Cd. Slogan 9, Issue 3. With '360' on top and bottom margin or lines.



V6-With blank margin (part of slogan not printed)



V6-With blank margin (part of slogan not printed) and some adjacent shading missing

Reconstructed corner controls



War Effort, Bantam Series

SG 101. Issue 3. 3d. Blue

Parcels Usage at Johannesburg

Johannesburg/5 OCT 45





UNION OF SOUTH AFRICA

War Effort, Bantam Series

SG 103. Issues 1 & 2. 4d. Greyish-Green, Shades to Bluish Green

Unilingual and collectible in pairs or strips of three P. 15 x 14, subdivided by roulette 6½. Size 12½ x 21.5 mm. Wmk multiple Springbok's Head, facing right, printed sideways, the opposite direction of the 3d. issues, in sheets of 360 made up of 18 rows x 20 with slogans and figures at the top and bottom. Six marginal arrows. The slogans are also reversed from the 3d. sheets, i.e. top becomes bottom, left becomes right and vice versa.

October 1942 & August 1944

Slogan 6: a dot 1.75 mm. below "B" of "BUY" and no blob on bottom of the slogan tab over 16th stamp of top row.

Ca. Issue 1. Slogan 6 with marginal slogans in green



V1-Bottom left corner unshaded. All stamps on Row 18

Left marginal arrow blocks with green slogans



War Effort, Bantam Series

SG 103. Issue 1. 4d. Greyish-Green, Shades to Bluish Green

Marginal arrow blocks with slogans in green





Blue sheet serial numbers





Blue sheet serial numbers





War Effort, Bantam Series

SG 103. Issue 2. 4d. Greyish-Green, Shades to Bluish-Green
August 1944

Slogan 7: two dots to the left, one close, the other 2.75 mm.
away and below "B" of "BUY" in top right corner

Cb. Issue 2. with marginal slogans in purple





Red sheet serial numbers

UNION OF SOUTH AFRICA

War Effort, Bantam Series

SG 103. Issue 2. 4d. Greyish-Green, Shades to Bluish-Green
August 1944

Cb. Issue 2. Blocks with marginal slogans in violet





War Effort, Bantam Series

SG 103. Issue 2. 4d. Greyish-Green, Shades to Bluish-Green
Varieties



V1-Bottom left corner unshaded
(all stamps row 18)



Design Characteristic: Two small dots under "B" of "BUY"
Purple smudge across bottom slogans



V1- Bottom left corner unshaded all stamps
(all stamps row 18)

War Effort, Bantam Series

SG 102. Issues 1 - 3. 6d. Red-Orange, Shades
October 1942 – March 1945

Woman war worker doing electric welding. In pairs, subdivided by roulette 6½. P 15 x 14. Size 12½ x 21.5 mm. Wmk multiple Springbok's Head, upright. Side slogans are close to the stamps and slogans on the top and bottom margins. The slogan over the first stamp is Afrikaans. No stops after the word "Certificates" at the side arrow positions. Three issues in all produced from the same stamp cylinder in combination with two of the slogan and one figure cylinder. Sheet numbers are Blue on Issue 1, Black on Issue 2 and Red on Issue 3.

The stamp cylinder had previously been used to print slogans, then ground off and re-etched but traces of the original not covered by the re-etched slogans appeared on the side margins; faintly at first but after wear on the cylinder the ghost slogans began to appear more and more.

Shades













Issue 1. Close slogans, no ghost slogans
blue sheet serial numbers

Next Page:
Complete sheet of 240 (120 units) with blue sheet No's plus all listed varieties and controls for Issue 1. V1 "Large spot on mask" at an unrecorded position in the Union Handbook is at Row 3/6. V3 "Vertical stroke in upper part of 6" is repeated 9 times in the last vertical row. Catalog value (2016) is £240.


Buy Union Loan Certificates · Koop Unie-leningsertifikate Buy Union Loan Certificates
Koop Unie-leningsertifikate Buy Union Loan Certificates · Koop Unie-leningsertifikate
6d POSTAGE
Suid-Afrika
South Africa
Dra NASIONALE VEILIGHEID OP U HART !
Make NATIONAL SECURITY YOUR OWN !
Buy UNIE-LENING SERTIFIKATE
Buy UNION LOAN CERTIFICATES

War Effort, Bantam Series

SG 102. Issue 2. 6d. Red-Orange, Shades
December 1943

Slogan 2. Slogans on sides, tops and bottoms farther away from the stamps. 1st stamp is Afrikaans and there are stops after "Certificates" at the side arrow positions.

Cc. From any position with the slogans on the side margins farther away from the stamps and language on the stamps the same as on adjoining tab. Margins orange. Ghost margins becoming more obvious at left. Sheet serial number is black





UNION OF SOUTH AFRICA

War Effort, Bantam Series

SG 102. Issue 3. 6d. Red-Orange, Shades

Cd. Issue 3. With slogan "240" in violet



Issue 3 characteristic: Red sheet serial numbers

Ce. Issue 3. Side Arrow block with margin otherwise blank



Varieties



V2-Much whiter flame. Row_/12



V4-Patch of lighter color between "SOUTH" & "AFRICA" and/or "SUID" & "AFRIKA"



V6-"Make National" or "Dra Nasionale" printed on stamps



V5-With bottom loops of "y", "g" or "f" printed on stamp. Issue 1



Blurry Images

UNION OF SOUTH AFRICA

War Effort, Bantam Series

SG 104. Issues 1 & 2. 1/- Chocolate, Shades of Dark Brown
November 1942

In pairs. P. 14. measuring 12½ x 21.5 mm. printed sideways to the web of paper. Subdivided by roulette 6½. Printed sideways with Wmk multiple Springbok's Head facing left in sheets of 240 (12 rows x 20). Slogan 1. Side, top and bottom slogans are close to the stamps. Slogan over 1st stamp in English and there are no stops after "Certificates" at side arrow positions. Ca. Issue 1. Slogans close to stamps and slogan in English when attached to left margin and Afrikaans when attached to right margin stamp

Issue 1. Marginal control arrow blocks
No stop after "CERTIFICATES"



V3-Mark between "P" of "POSSEEL" and front of large tank. Row 5/1



V2-Brown streak between top frame and "POSSEEL POSTAGE" Row 1/18-20



V5-Cluster of dots, "bursting shell" over small tank. Row 11/20

War Effort, Bantam Series

SG 104. Issues 1 & 2. 1/. Chocolate, Shades of Dark Brown

Slogan 2. Side slogans are farther away from the stamps and top and bottom slogan. Slogan over 1st stamp in English when the tab is attached to the right margin and in Afrikaans on the left-hand margin

August 1944

Cb. Issue 2. Control

There are stops after "Certificates" at side arrow positions

Slogans farther from stamps and language reversed from Issue 1



V1-Background shading missing at top of stamp. Row 1/6-12

V3-Mark between "P" of "POSSEEL & front of ;large tank. Row 5/1



V4-Smudge between "POSSEEL" & "POSTAGE" Row 8/2

Described as "Smoking L" by Gibbons. SG 104b

General Variety



V6-'Certificates' or 'Sertifikate' Printed on stamp



V5-Cluster of dots 'Bursting Shell' over tank at right. Row 11/20